

BELGRADE

POPULATION PROFILE

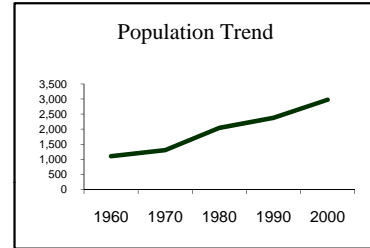
2007 Estimate: 3,377

Rank in County: 16 of 29

	1960	1970	1980	1990	2000
Population History	1,102	1,302	2,043	2,375	2,978
Decennial Growth Rate		18.1%	56.9%	16.3%	25.4%

2020 Population:	Best Estimate:	4,100	
	Mathematical Projections:	3,996	4,323

<u>Components:</u>	Net Migration (1990-2000):	518
	Natural Change (90-00):	85
	(2000-date)	60



	1980	1990	2000
Under Age 18	605	640	754
Over Age 65	217	261	341
Median Age	31	35	40
High School Grads.	892	1,327	1,842
College Grads.	220	366	447
Enrolled in public schools:	430	434	545
2007 Enrollment:	567		

HOUSING PROFILE

	1970	1980	1990	2000
Total Housing Units	1,158	1,381	1,621	2,007
Year-round Occupied Units	385	704	891	1,178
% Owner-occupied	n/a	85.2	89	85.5
Persons per household	3.35	2.87	2.67	2.52
Seasonal Units	number	n/a	635	685
	percent		46.0%	42.3%
Mobile Homes	number	n/a	113	101
	percent		8.2%	6.2%
Median Home Value	n/a	\$40,300	\$91,300	\$99,400
Local Property tax on Median Home		\$551	\$602	\$1,302
Decennial Inflation-adjusted change:			-50%	84%

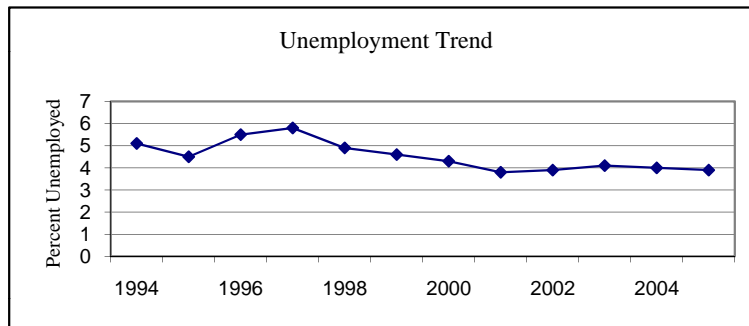
Net change in Housing Units, 2000- 2007	193 Single Family
	0 Multi-family
	23 Mobile Home
	0 Seasonal

BELGRADE

LOCAL ECONOMY

<i>Income Characteristics:</i>	1979	1989	1999
Median Household Income:	\$16,465	\$31,774	\$39,053
Per Capita Income:	\$6,734	\$14,633	\$20,407
Decennial Inflation-adjusted change:		58%	7%
% of population below poverty:	10.7	8.1	9.6
% households paying more than 30% of Income for Housing Costs:		24.8	23.2

<i>Labor Force:</i>	1980	1990	2000
Adult population (16 and over)	1,519	1,834	2,315
Percentage in labor force:	60	69.1	68
Female adult population (16 and over)	n/a	926	1216
Percentage of female adults in L.F.	48.4	64.1	62.9
Commuting Balance (work-in-town vs. resident workers):		-744	-908
Average travel time to work (minutes):		24.4	29.7
Average Annual Unemployment Rate (MDOL):		3.4%	4.3%
2006 Unemployment Rate:	3.5		



<i>Occupational Profile:</i>	1990 #	Percent	2000 #	Percent
Executive & Managerial	185	14.6%	615	40.2%
Professional	212	16.7% *		
Sales	135	10.7%	357	23.4%
Administration & Support	182	14.4% *		
Service	99	7.8%	178	11.6%
Farm & Forestry	32	2.5%	13	0.9%
Skilled Labor	188	14.8%	365	23.9%

* occupational categories recombined in 2000 census

BELGRADE

MUNICIPAL GOVERNMENT

Type of Government: Town Manager, Five Selectmen
 Chief Executive Officer: Dennis Keschl , Town Manager
 Town Office Hours: 9-5 M,T,W,F 9-7 Th
 Phone: 495-2258 FAX: 495-2742
 Website: www.belgrademaine.com Email: townoffice@belgrademaine.com

Municipal Facilities:

Police no
 Fire volunteer
 Water private
 Sewer private
 Other Recreation Dept.


Local Development Regulations:

1998 Comprehensive Plan, revision in progress
 Subdivision Regs., Commercial Development Review Ordinance

Property Tax:

"State" Valuation: \$64.7 million in 1985
 \$217.6 million in 1995
 \$234.7 million in 2000
 \$393.2 million in 2005

	1983	1993	1998	2003
Full Value Mill Rate:	10.53	9.35	13.02	10.77
Assessment (\$ raised from property tax)	\$681,192	\$2,035,788	\$2,979,974	\$4,163,197



Information Sources for this profile:

U.S. Census
 Maine Department of Health and Human Services (vital statistics)
 Maine Department of Labor (unemployment statistics)
 Municipal Valuation Returns
 KVCOG