

# ATHENS

## **POPULATION PROFILE**

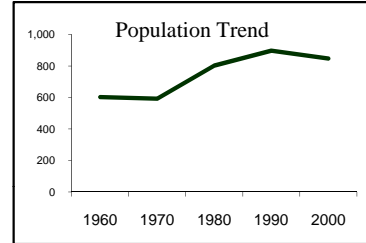
2007 Estimate: 879

Rank in County: 13 of 27

	<b>1960</b>	<b>1970</b>	<b>1980</b>	<b>1990</b>	<b>2000</b>
Population History	602	592	802	897	847
Decennial Growth Rate		-1.7%	35.5%	11.8%	-5.6%

2020 Population:	Best Estimate:	900
	Mathematical Projections:	940      945

<u>Components:</u>	Net Migration (1990-2000):	-55
	Natural Change (90-00):	5
	(2000-date)	8



	<b>1980</b>	<b>1990</b>	<b>2000</b>
Under Age 18	264	274	211
Over Age 65	76	93	102
Median Age	29	32	37
High School Grads.	256	336	429
College Grads.	42	35	50
Enrolled in public schools:	203	234	169
2007 Enrollment:	194		

## **HOUSING PROFILE**

	<b>1970</b>	<b>1980</b>	<b>1990</b>	<b>2000</b>
Total Housing Units	227	309	417	484
Year-round Occupied Units	175	237	294	327
% Owner-occupied	n/a	85.2	89	90.8
Persons per household	3.27	3.2	3.05	2.52
Seasonal Units				
number	n/a	23	90	114
percent		7.4%	21.6%	23.6%
Mobile Homes				
number	n/a	38	74	92
percent		12.2%	17.7%	19.1%
Median Home Value	n/a	\$18,800	\$33,900	\$46,200
Local Property tax on Median Home		\$227	\$392	\$788
Decennial Inflation-adjusted change:			13%	69%

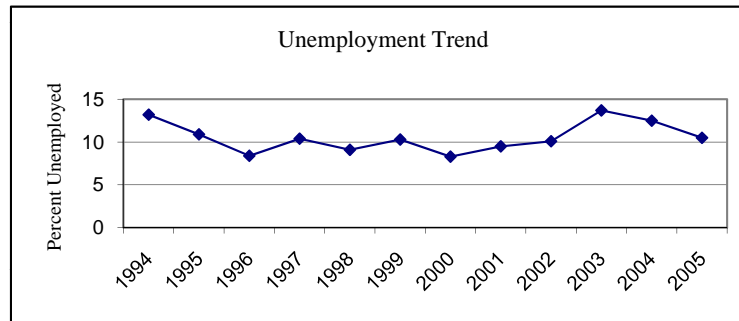
Net change in Housing Units, 2000- 2007	16 Single Family
	0 Multi-family
	12 Mobile Home
	1 Seasonal

# ATHENS

## LOCAL ECONOMY

<i>Income Characteristics:</i>	<b>1979</b>	<b>1989</b>	<b>1999</b>
Median Household Income:	\$9,053	\$18,750	\$24,812
Per Capita Income:	\$3,617	\$7,539	\$13,786
Decennial Inflation-adjusted change:		49%	51%
% of population below poverty:	36.7	25.4	22.9
% households paying more than 30% of Income for Housing Costs:		16.1	23.2

<i>Labor Force:</i>	<b>1980</b>	<b>1990</b>	<b>2000</b>
Adult population (16 and over)	564	662	662
Percentage in labor force:	61	55.9	54.1
Female adult population (16 and over)	n/a	344	333
Percentage of female adults in L.F.	45.4	46.5	46.5
Commuting Balance (work-in-town vs. resident workers):		-126	-148
Average travel time to work (minutes):		25.9	29.6
Average Annual Unemployment Rate (MDOL):		7.5%	8.3%
<b>2006</b> Unemployment Rate:	9.9		



<i>Occupational Profile:</i>	<b>1990 #</b>	<b>Percent</b>	<b>2000 #</b>	<b>Percent</b>
Executive & Managerial	12	3.2%	83	25.2%
Professional	31	8.4% *		
Sales	27	7.3%	59	17.9%
Administration & Support	29	7.8% *		
Service	39	10.5%	47	14.2%
Farm & Forestry	29	7.8%	16	4.8%
Skilled Labor	49	13.2%	125	37.9%

*\* occupational categories recombined in 2000 census*

# ATHENS

## ***MUNICIPAL GOVERNMENT***

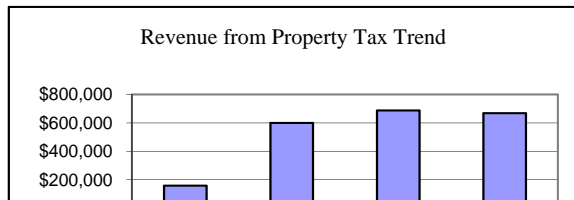
Type of Government: Three Selectmen, Town Meeting  
 Chief Executive Officer: Brent Foss, Chair  
 Town Office Hours: 3:30-7:30 M Th  
 Phone: 654-3471 Fax: 654-2704  
 Website: [www.kvcog.org/cities/athens.htm](http://www.kvcog.org/cities/athens.htm) email: [bcnn@tdstelme.net](mailto:bcnn@tdstelme.net)

Municipal Facilities:  
 Police no  
 Fire Volunteer  
 Water private  
 Sewer private  
 Other

Local Development Regulations:  
 none

*Property Tax:*  
 "State" Valuation: \$11.7 million in 1985  
 \$43.0 million in 1995  
 \$42.4 million in 2000  
 \$37.7 million in 2005

	<b><i>1983</i></b>	<b><i>1993</i></b>	<b><i>1998</i></b>	<b><i>2003</i></b>
Full Value Mill Rate:	13.61	13.99	16.78	18.39
Assessment (\$ raised from property tax)	\$159,327	\$601,021	\$688,941	\$668,826



*Information Sources for this profile:*  
 U.S. Census  
 Maine Department of Health and Human Services (vital statistics)  
 Maine Department of Labor (unemployment statistics)  
 Municipal Valuation Returns  
 KVCOG  
 Maine Municipal Association (local government and taxation data)