

MOSCOW

POPULATION PROFILE

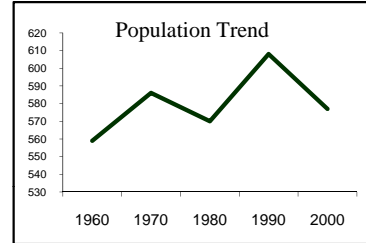
2007 Estimate: 574

Rank in County: 23 of 27

	1960	1970	1980	1990	2000
Population History	559	586	570	608	577
Decennial Growth Rate		4.8%	-2.7%	6.7%	-5.1%

2020 Population:	Best Estimate:	600
	Mathematical Projections:	580 580

<u>Components:</u>	Net Migration (1990-2000):	-30
	Natural Change (90-00):	-1
	(2000-date)	-14



	1980	1990	2000
Under Age 18	201	183	165
Over Age 65	62	61	59
Median Age	29	31	35
High School Grads.	143	206	263
College Grads.	12	5	12
Enrolled in public schools:	172	133	120
2007 Enrollment:	98		

HOUSING PROFILE

	1970	1980	1990	2000
Total Housing Units	248	258	290	353
Year-round Occupied Units	163	185	204	222
% Owner-occupied	n/a	81.1	85.8	89.2
Persons per household	3.49	3.08	2.98	2.6
Seasonal Units				
number	n/a	54	78	104
percent		20.9%	26.9%	29.5%
Mobile Homes				
number	n/a	35	56	60
percent		13.5%	19.3%	17.0%
Median Home Value	n/a	\$18,900	\$39,300	\$60,400
Local Property tax on Median Home		\$354	\$683	\$1,279
Decennial Inflation-adjusted change:			34%	55%

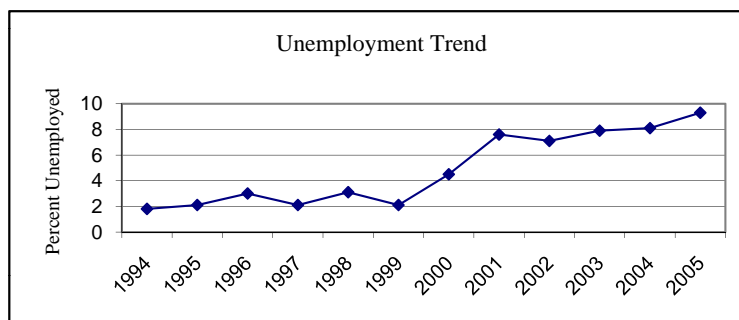
Net change in Housing Units, 2000- 2007	10 Single Family
	0 Multi-family
	6 Mobile Home
	24 Seasonal

MOSCOW

LOCAL ECONOMY

<i>Income Characteristics:</i>	1979	1989	1999
Median Household Income:	\$9,444	\$18,864	\$26,467
Per Capita Income:	\$3,923	\$7,175	\$13,099
Decennial Inflation-adjusted change:		24%	51%
% of population below poverty:	22.8	20.1	12.4
% households paying more than 30% of Income for Housing Costs:		16.1	20

<i>Labor Force:</i>	1980	1990	2000
Adult population (16 and over)	399	458	433
Percentage in labor force:	50.9	53.7	62.4
Female adult population (16 and over)	n/a	239	205
Percentage of female adults in L.F.	32.6	41.4	51.7
Commuting Balance (work-in-town vs. resident workers):		-125	-206
Average travel time to work (minutes):		21	24.8
Average Annual Unemployment Rate (MDOL):		3.2%	4.5%
2006 Unemployment Rate:	7.9		



<i>Occupational Profile:</i>	1990 #	Percent	2000 #	Percent
Executive & Managerial	7	2.8%	27	10.8%
Professional	13	5.3% *		
Sales	20	8.1%	46	18.5%
Administration & Support	16	6.5% *		
Service	44	17.9%	37	14.9%
Farm & Forestry	21	8.5%	18	7.2%
Skilled Labor	35	14.2%	121	48.6%

* occupational categories recombined in 2000 census

MOSCOW

MUNICIPAL GOVERNMENT

Type of Government: Three selectmen, Town Meeting
 Chief Executive Officer: Donald Beane, First Selectman
 Town Office Hours: 6:30-8:30 PM Th
 Phone: 672-4834 Fax: 672-3701
 Website: www.kvcog.org/cities/moscow.htm email: townofmoscow@prexar.com

Municipal Facilities:

Police no
 Fire shared with Bingham
 Water Moscow Water District (part)
 Sewer private
 Other

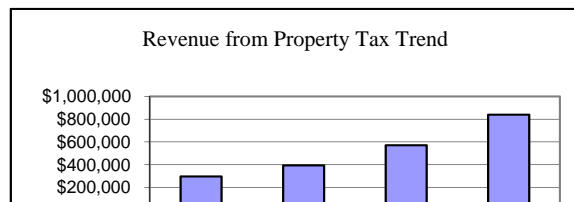
Local Development Regulations:

no comprehensive plan
 Subdivision Ordinance, Building Code

Property Tax:

"State" Valuation: \$18.4 million in 1985
 \$26.1 million in 1995
 \$34.9 million in 2000
 \$51.3 million in 2005

	1983	1993	1998	2003
Full Value Mill Rate:	16.19	15.14	16.63	16.64
Assessment (\$ raised from property tax)	\$298,005	\$394,496	\$572,089	\$840,922



Information Sources for this profile:

U.S. Census
 Maine Department of Health and Human Services (vital statistics)
 Maine Department of Labor (unemployment statistics)
 Municipal Valuation Returns
 KVCOG
 Maine Municipal Association (local government and taxation data)