

ALBION

POPULATION PROFILE

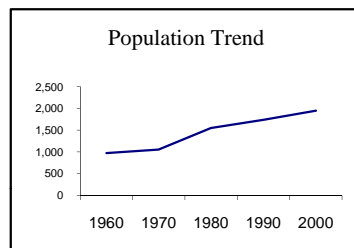
2008 Estimate: 2,035

Rank in County: 24 of 29

	1960	1970	1980	1990	2000
Population History	974	1,056	1,551	1,736	1,946
Decennial Growth Rate		8.4%	46.9%	11.9%	12.1%

2030 Population:	Best Estimate:	2,500	
	Mathematical Projections:	2,414	2,518

<u>Components:</u>	Net Migration (1990-2000):	136
	Natural Change (90-00):	74
	(2000-date)	30



	1980	1990	2000
Under Age 18	545	494	518
Over Age 65	162	225	259
Median Age	28.8	33.5	36.8
High School Grads.	623	832	1083
College Grads.	117	127	162
Enrolled in public schools:	383	386	352
2007 Enrollment:	343		

HOUSING PROFILE

	1970	1980	1990	2000
Total Housing Units	362	559	698	805
Year-round Occupied Units	298	481	610	719
% Owner-occupied	n/a	85.7	87	88.2
Persons per household	3.42	3.16	2.85	2.68
Seasonal Units	number	n/a	61	61
	percent		10.9%	8.7%
Mobile Homes	number	n/a	69	113
	percent		12.3%	16.2%
Median Home Value	n/a	\$39,200	\$68,000	\$79,400
Local Property tax on Median Home		\$421	\$615	\$1,225
Decennial Inflation-adjusted change:			-13%	67%

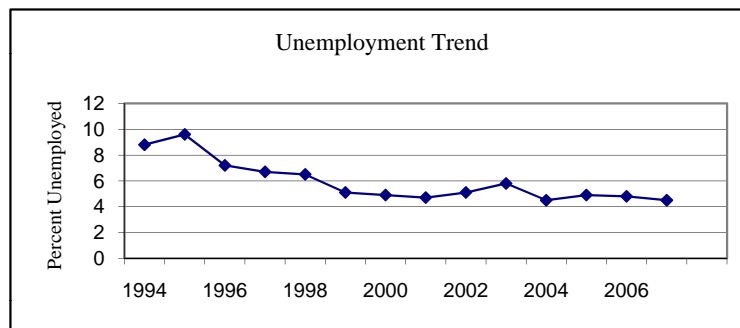
Net change in Housing Units, 2000- 2008	53 Single Family
	0 Multi-family
	13 Mobile Home
	1 Seasonal

ALBION

LOCAL ECONOMY

<i>Income Characteristics:</i>	1979	1989	1999
Median Household Income:	\$12,981	\$25,655	\$35,357
Per Capita Income:	\$4,593	\$10,584	\$15,285
Decennial Inflation-adjusted change:		71%	12%
% of population below poverty:	23.4	11	12
% households paying more than 30% of Income for Housing Costs:		20.7	17.3

<i>Labor Force:</i>	1980	1990	2000
Adult population (16 and over)	1,111	1,293	1,470
Percentage in labor force:	57.6	62.9	65
Female adult population (16 and over)	n/a	681	761
Percentage of female adults in L.F.	41.3	52.3	59.7
Commuting Balance (work-in-town vs. resident workers):		-407	-610
Average travel time to work (minutes):		22.9	27.6
Average Annual Unemployment Rate (MDOL):		4.9%	4.9%
2007 Unemployment Rate:	4.5		



<i>Occupational Profile:</i>	1990 #	Percent	2000 #	Percent
Executive & Managerial	81	10.0%	268	29.7%
Professional	64	7.9% *		
Sales	67	8.2%	199	22.1%
Administration & Support	90	11.1% *		
Service	88	10.8%	126	14.0%
Farm & Forestry	83	10.2%	36	4.0%
Skilled Labor	117	14.4%	271	30.2%

* occupational categories recombined in 2000 census

ALBION

MUNICIPAL GOVERNMENT

Type of Government: Three Selectmen, Town Meeting
 Chief Executive Officer: James Doore, First Selectman
 Town Office Hours: T 8:30-4:30, Th 1-6, F 8-1
 Phone: 437-2900 FAX: 437-2903
 Website: www.albionme.com

Municipal Facilities:

Police No
 Fire Volunteer
 Water No
 Sewer No
 Other

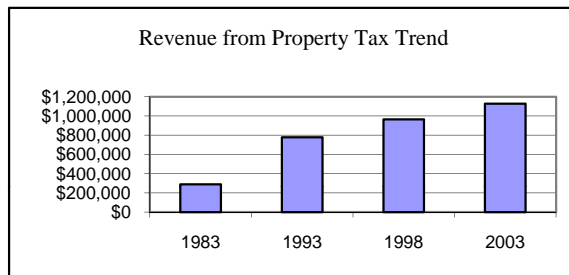
Local Development Regulations:

1992 Comprehensive Plan
 Zoning, Subdivision

Property Tax:

"State" Valuation: \$25.7 million in 1985
 \$61.3 million in 1995
 \$63.2 million in 2000
 \$79.8 million in 2005

	1983	1993	1998	2003
Full Value Mill Rate:	11.25	12.69	16.24	15.06
Assessment (\$ raised from property tax)	\$289,368	\$778,363	\$965,669	\$1,128,647



Information Sources for this profile:

U.S. Census
 Maine Department of Health and Human Services (vital statistics)
 Maine Department of Labor (unemployment statistics)
 Municipal Valuation Returns
 KVCOG