

AUGUSTA

POPULATION PROFILE

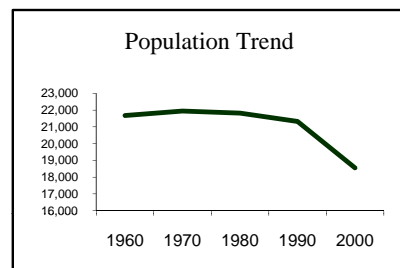
2008 Estimate: 18,430

Rank in County: 1 of 29

	1960	1970	1980	1990	2000
Population History	21,680	21,945	21,819	21,325	18,560
Decennial Growth Rate		1.2%	-0.6%	-2.3%	-13.0%

2030 Population:	Best Estimate:	16,000	
	Mathematical Projections:	15,597	15,992

<u>Components:</u>	Net Migration (1990-2000):	-2570
	Natural Change (90-00):	-195
	(2000-date)	-219



	1980	1990	2000
Under Age 18	5649	4681	3803
Over Age 65	3169	3669	3284
Median Age	32.2	36.1	40.3
High School Grads.		10778	10707
College Grads.		2360	2525
Enrolled in public schools:	3737	2937	2652
2007 Enrollment:	2328		

HOUSING PROFILE

	1970	1980	1990	2000
Total Housing Units	7246	8990	9572	9480
Year-round Occupied Units	6829	8405	8856	8565
% Owner-occupied	n/a	54.4	56.6	54.5
Persons per household	2.9	2.62	2.29	2.1
Seasonal Units				
number	n/a	16	75	155
percent		0.2%	0.8%	1.6%
Mobile Homes				
number	n/a	441	651	683
percent		4.9%	6.8%	7.2%
Median Home Value	n/a	\$38,600	\$79,500	\$80,500
Local Property tax on Median Home		\$723	\$1,493	\$1,907
Decennial Inflation-adjusted change:			47%	-4%

Net change in Housing Units,
2000- 2008

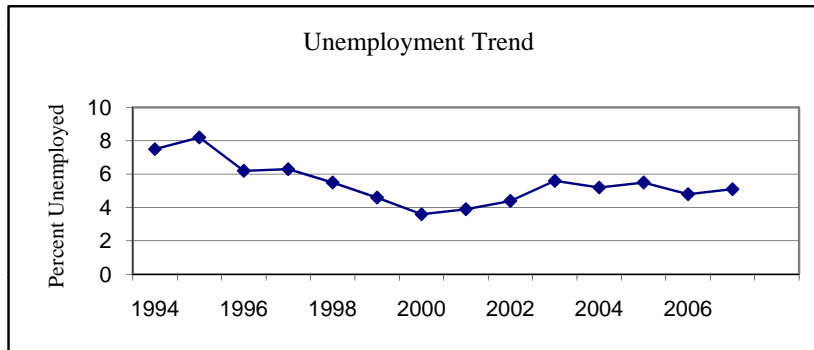
179 Single Family
28 Multi-family
14 Mobile Home
0 Seasonal

AUGUSTA

LOCAL ECONOMY

<i>Income Characteristics:</i>	1979	1989	1999
Median Household Income:	\$13,723	\$25,790	\$29,921
Per Capita Income:	\$6,354	\$13,209	\$19,145
Decennial Inflation-adjusted change:		49%	13%
% of population below poverty:	12.6	12.8	15
% households paying more than 30% of Income for Housing Costs:		26.3	28.8

<i>Labor Force:</i>	1980	1990	2000
Adult population (16 and over)	17,051	17,115	15,173
Percentage in labor force:	60.8	64.2	60.8
Female adult population (16 and over)	9294	9202	8125
Percentage of female adults in L.F.	52.3	58.7	56.5
Commuting Balance (work-in-town vs. resident workers):		13835	16811
Average travel time to work (minutes):		15.8	17.3
Average Annual Unemployment Rate (MDOL):		4.8%	3.6%
2007 Unemployment Rate:		5.1	



<i>Occupational Profile:</i>	1990 #	Percent	2000 #	Percent
Executive & Managerial	1374	12.5%	2845	32.4%
Professional	1363	12.4% *		
Sales	983	8.9%	2630	30.0%
Administration & Support	2054	18.7% *		
Service	1535	14.0%	1394	15.9%
Farm & Forestry	81	0.7%	17	0.2%
Skilled Labor	1005	9.1%	1891	21.5%

* occupational categories recombined in 2000 census

MUNICIPAL GOVERNMENT

Type of Government: Mayor, Council
 Chief Executive Officer: William Bridgeo, City Manager
 City Hall Hours: 7:45-4:30 M-F
 Phone: 626-2300 Fax: 626-2304
 Website: ci.augusta.me.us

Municipal Facilities:

Police	Full-service
Fire	Full-service
Water	city
Sewer	city
Other	Development Services, Community Services Departments

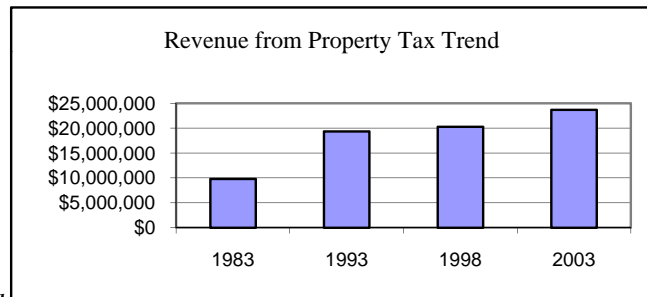
Local Development Regulations:

2008 Comprehensive Plan
 Zoning, Subdivision, Building Code

Property Tax:

"State" Valuation: \$456.7 million in 1985
 \$894.1 million in 1995
 \$861.9 million in 2000
 \$1,064.3 million in 2005

	<i>1983</i>	<i>1993</i>	<i>1998</i>	<i>2003</i>
Full Value Mill Rate:	21.44	21.64	24.02	22.15
Assessment (\$ raised from property tax)	\$9,792,966	\$19,353,628	\$20,286,034	\$23,695,130



Information Sources for this profile:

- U.S. Census
- Maine Department of Health and Human Services (vital statistics)
- Maine Department of Labor (unemployment statistics)
- Municipal Valuation Returns
- KVCOG
- Maine Municipal Association (local government and taxation data)
- Municipal Office