

CLINTON

POPULATION PROFILE

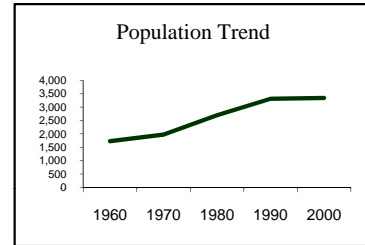
2008 Estimate: 3,443

Rank in County: 10 of 29

	1960	1970	1980	1990	2000
Population History	1,729	1,971	2,696	3,312	3,340
Decennial Growth Rate		14.0%	36.8%	22.8%	0.8%

2030 Population:	Best Estimate:	4,000	
	Mathematical Projections:	4,031	4,173

<u>Components:</u>	Net Migration (1990-2000):	-199
	Natural Change (90-00):	207
	(2000-date)	126



	1980	1990	2000
Under Age 18	931	1,005	888
Over Age 65	252	276	316
Median Age	28	31	36
High School Grads.	980	1,497	1,742
College Grads.	81	191	193
Enrolled in public schools:	666	680	602
2007 Enrollment:	589		

HOUSING PROFILE

	1970	1980	1990	2000
Total Housing Units	612	946	1,226	1,409
Year-round Occupied Units	564	914	1,153	1,278
% Owner-occupied	n/a	84	85	82.5
Persons per household	3.43	2.95	2.9	2.61
Seasonal Units				
number	n/a	5	18	34
percent		0.5%	1.5%	2.4%
Mobile Homes				
number	n/a	189	297	404
percent		20.0%	24.2%	28.7%
Median Home Value	n/a	\$34,700	\$63,400	\$77,100
Local Property tax on Median Home		\$539	\$924	\$1,561
Decennial Inflation-adjusted change:			12%	37%

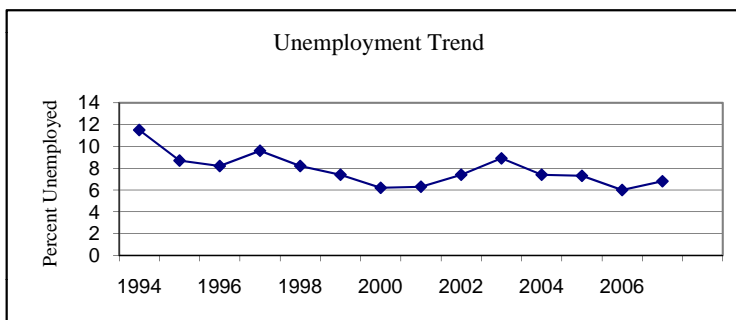
Net change in Housing Units, 2000- 2008	31 Single Family
	0 Multi-family
	63 Mobile Home
	7 Seasonal

CLINTON

LOCAL ECONOMY

<i>Income Characteristics:</i>	1979	1989	1999
Median Household Income:	\$14,576	\$29,667	\$32,419
Per Capita Income:	\$5,556	\$11,694	\$15,052
Decennial Inflation-adjusted change:		51%	-3%
% of population below poverty:	15.5	15	13
% households paying more than 30% of Income for Housing Costs:		19.3	27.4

<i>Labor Force:</i>	1980	1990	2000
Adult population (16 and over)	1,866	2,437	2,555
Percentage in labor force:	58.5	65.8	63.6
Female adult population (16 and over)	966	1226	1265
Percentage of female adults in L.F.	43.7	55.2	58.3
Commuting Balance (work-in-town vs. resident workers):		-852	-811
Average travel time to work (minutes):		21.4	22.2
Average Annual Unemployment Rate (MDOL):		6.4%	6.2%
2007 Unemployment Rate:		6.8	



<i>Occupational Profile:</i>	1990 #	Percent	2000 #	Percent
Executive & Managerial	86	5.4%	318	21.3%
Professional	85	5.3% *		
Sales	153	9.5%	362	24.3%
Administration & Support	190	11.8% *		
Service	179	11.2%	240	16.1%
Farm & Forestry	83	5.2%	36	2.4%
Skilled Labor	281	17.5%	535	35.9%

* occupational categories recombined in 2000 census

CLINTON

MUNICIPAL GOVERNMENT

Type of Government: Town Meeting, Five Selectmen
Chief Executive Officer: Jim Rhodes, Town Manager
Town Office Hours: 8-4 M,T,W,F, 8-6 Th
Phone: 426-8511 Fax: 426-8323
Website: www.clinton-me.us email: townofclinton@roadrunner.com

Municipal Facilities:

Police	Yes
Fire	Volunteer
Water	Municipal in village
Sewer	Municipal in village
Other	

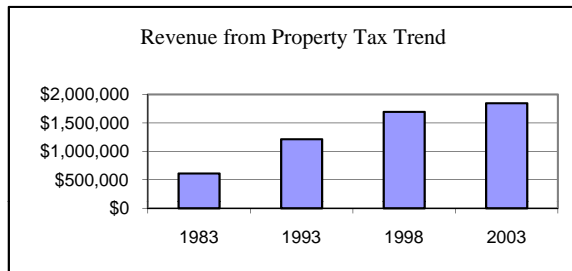
Local Development Regulations:

2006 Comprehensive Plan
Zoning, Subdivision

Property Tax:

"State" Valuation: \$40.8 million in 1985
\$93.3 million in 1995
\$92.4 million in 2000
\$115.1 million in 2005

	1983	1993	1998	2003
Full Value Mill Rate: Assessment	15.04	13.03	19.56	16.54
(\$ raised from property tax)	\$613,051	\$1,215,386	\$1,695,877	\$1,846,894



Information Sources for this profile:

U.S. Census
Maine Department of Health and Human Services (vital statistics)
Maine Department of Labor (unemployment statistics)
Municipal Valuation Returns
KVCOG
Maine Municipal Association (local government and taxation data)