

FAYETTE

POPULATION PROFILE

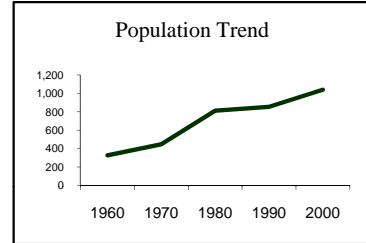
2008 Estimate: 1,238

Rank in County: 28 of 29

	1960	1970	1980	1990	2000
Population History	328	447	812	855	1,040
Decennial Growth Rate		36.3%	81.7%	5.3%	21.6%

2030 Population:	Best Estimate:	1,500	
	Mathematical Projections:	1,573	1,725

<u>Components:</u>	Net Migration (1990-2000):	157
	Natural Change (90-00):	28
	(2000-date)	23



	1980	1990	2000
Under Age 18	261	215	254
Over Age 65	79	88	115
Median Age	30	37	41
High School Grads.	n/a	499	653
College Grads.	n/a	105	128
Enrolled in public schools:	161	168	183
2007 Enrollment:	163		

HOUSING PROFILE

	1970	1980	1990	2000
Total Housing Units	253	489	604	690
Year-round Occupied Units	134	280	308	417
% Owner-occupied	n/a	82.9	91.9	91.6
Persons per household	3.34	2.8	2.78	2.49
Seasonal Units				
number	n/a	85	266	254
percent		17.4%	44.0%	36.8%
Mobile Homes				
number	n/a	59	47	90
percent		12.1%	7.8%	13.0%
Median Home Value	n/a	\$33,800	\$78,000	\$95,300
Local Property tax on Median Home		\$520	\$870	\$1,746
Decennial Inflation-adjusted change:			9%	69%

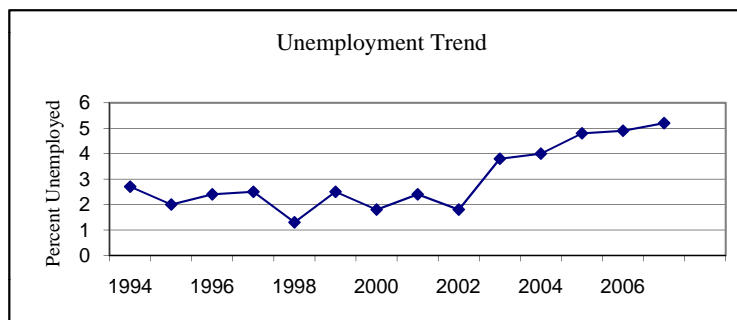
Net change in Housing Units, 2000- 2008	92 Single Family
	0 Multi-family
	10 Mobile Home
	0 Seasonal

FAYETTE

LOCAL ECONOMY

<i>Income Characteristics:</i>	1979	1989	1999
Median Household Income:	\$14,181	\$28,947	\$40,000
Per Capita Income:	\$5,923	\$12,049	\$17,903
Decennial Inflation-adjusted change:		44%	17%
% of population below poverty:	n/a	12	9.4
% households paying more than 30% of Income for Housing Costs:		19.6	21.6

<i>Labor Force:</i>	1980	1990	2000
Adult population (16 and over)	588	689	823
Percentage in labor force:	58	66.6	67.3
Female adult population (16 and over)	n/a	349	417
Percentage of female adults in L.F.	n/a	59.9	59.5
Commuting Balance (work-in-town vs. resident workers):		-313	-420
Average travel time to work (minutes):		30.5	31.5
Average Annual Unemployment Rate (MDOL):		2.3%	1.8%
2007 Unemployment Rate:		5.2	



<i>Occupational Profile:</i>	1990 #	Percent	2000 #	Percent
Executive & Managerial	22	4.8%	171	32.3%
Professional	53	11.6% *		
Sales	40	8.7%	109	20.6%
Administration & Support	69	15.0% *		
Service	30	6.5%	52	9.8%
Farm & Forestry	20	4.4%	7	1.3%
Skilled Labor	60	13.1%	190	35.9%

* occupational categories recombined in 2000 census

FAYETTE

MUNICIPAL GOVERNMENT

Type of Government: Town Meeting, Five Selectmen
Chief Executive Officer: Mark Robinson, Town Manager
Town Office Hours: 7-4:30 M, Tu, W, 7-6:30 Th
Phone: 685-4373 Fax: 685-9391
Website: www.fayettemaine.com email: markrobinson@fayettemaine.com

Municipal Facilities:

Police no
Fire Volunteer
Water private
Sewer private
Other

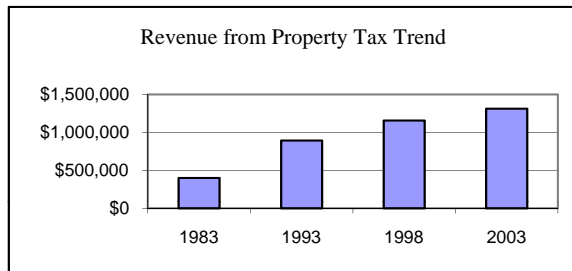
Local Development Regulations:

1997 Comprehensive Plan
Land Use (zoning), Subdivision Ordinances

Property Tax:

"State" Valuation: \$21.2 million in 1985
\$56.3 million in 1995
\$63.5 million in 2000
\$94.8 million in 2005

	1983	1993	1998	2003
Full Value Mill Rate:	18.9	15.86	18.86	14.21
Assessment (\$ raised from property tax)	\$399,907	\$893,023	\$1,158,774	\$1,313,681



Information Sources for this profile:

U.S. Census
Maine Department of Health and Human Services (vital statistics)
Maine Department of Labor (unemployment statistics)
Municipal Valuation Returns
KVCOG
Maine Municipal Association (local government and taxation data)