

MOUNT VERNON

POPULATION PROFILE

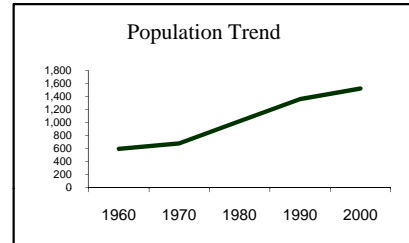
2008 Estimate: 1,672

Rank in County: 25 of 29

	1960	1970	1980	1990	2000
Population History	596	680	1,021	1,362	1,524
Decennial Growth Rate		14.1%	50.1%	33.4%	11.9%

2030 Population:	Best Estimate:	2,200
	Mathematical Projections:	2,183 2,463

<u>Components:</u>	Net Migration (1990-2000):	98
	Natural Change (90-00):	64
	(2000-date)	5



	1980	1990	2000
Under Age 18	300	401	390
Over Age 65	131	138	151
Median Age	31	35	40
High School Grads.	n/a	724	918
College Grads.	n/a	216	290
Enrolled in public schools:	258	277	289
2007 Enrollment:	275		

HOUSING PROFILE

	1970	1980	1990	2000
Total Housing Units	447	682	829	956
Year-round Occupied Units	203	388	501	603
% Owner-occupied	n/a	88.1	90	86.1
Persons per household	3.26	2.63	2.72	2.52
Seasonal Units				
number	n/a	281	309	320
percent		41.2%	37.3%	33.5%
Mobile Homes				
number	n/a	83	95	121
percent		12.1%	11.4%	12.7%
Median Home Value	n/a	\$32,900	\$77,000	\$90,500
Local Property tax on Median Home		\$664	\$1,291	\$1,520
Decennial Inflation-adjusted change:			35%	-14%

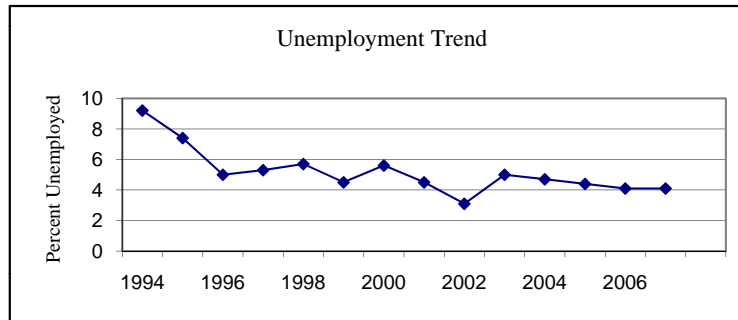
Net change in Housing Units, 2000- 2008	85 Single Family
	0 Multi-family
	2 Mobile Home
	0 Seasonal

MOUNT VERNON

LOCAL ECONOMY

<i>Income Characteristics:</i>	1979	1989	1999
Median Household Income:	\$12,868	\$29,219	\$39,779
Per Capita Income:	\$5,401	\$11,994	\$19,668
Decennial Inflation-adjusted change:		63%	32%
% of population below poverty:	n/a	11.5	7.1
% households paying more than 30% of Income for Housing Costs:		15.5	22.4

<i>Labor Force:</i>	1980	1990	2000
Adult population (16 and over)	758	1,006	1,197
Percentage in labor force:	60.9	71.2	69.1
Female adult population (16 and over)	n/a	515	591
Percentage of female adults in L.F.	n/a	66.2	68.5
Commuting Balance (work-in-town vs. resident workers):		-503	-597
Average travel time to work (minutes):		28.2	31.7
Average Annual Unemployment Rate (MDOL):		6.9%	5.6%
2007 Unemployment Rate:		4.1	



<i>Occupational Profile:</i>	1990 #	Percent	2000 #	Percent
Executive & Managerial	73	10.2%	270	33.8%
Professional	135	18.8% *		
Sales	44	6.1%	213	26.7%
Administration & Support	84	11.7% *		
Service	73	10.2%	88	11.0%
Farm & Forestry	29	4.0%	4	0.5%
Skilled Labor	112	15.6%	224	28.0%

* occupational categories recombined in 2000 census

MOUNT VERNON

MUNICIPAL GOVERNMENT

Type of Government: Town Meeting, Three Selectmen
 Chief Executive Officer: Debra Baeder, First Selectman
 Town Office Hours: 12-7 M, 9-5 T W Th
 Phone: 293-2379 Fax: 293-3507
 Website: www.mtvernonme.org email: mtvernon@fairpoint.net

Municipal Facilities:

Police no
 Fire volunteer
 Water private
 Sewer private
 Other

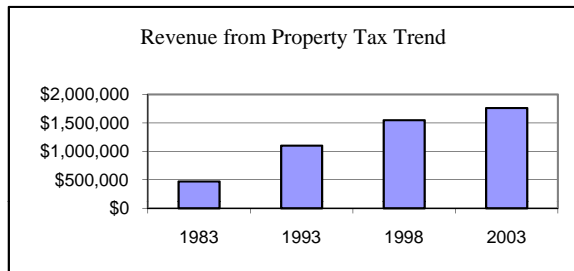
Local Development Regulations:

1993 Comprehensive Plan, revision in progress
 Land Use, Subdivision Ordinance

Property Tax:

"State" Valuation: \$30.1 million in 1985
 \$90.4 million in 1995
 \$92.4 million in 2000
 \$145.2 million in 2005

	1983	1993	1998	2003
Full Value Mill Rate: Assessment	15.69	12.17	17.33	12.44
(\$ raised from property tax)	\$472,327	\$1,100,456	\$1,550,159	\$1,762,274



Information Sources for this profile:

- U.S. Census
- Maine Department of Health and Human Services (vital statistics)
- Maine Department of Labor (unemployment statistics)
- Municipal Valuation Returns
- KVCOG
- Maine Municipal Association (local government and taxation data)