

VIENNA

POPULATION PROFILE

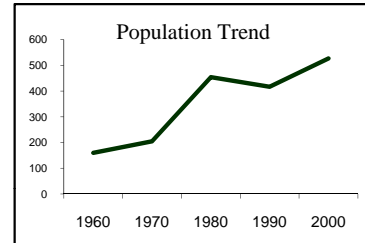
2008 Estimate: 594

Rank in County: 29 of 29

	1960	1970	1980	1990	2000
Population History	160	205	454	417	527
Decennial Growth Rate		28.1%	121.5%	-8.1%	26.4%

2030 Population:	Best Estimate:	700
	Mathematical Projections:	704 734

<u>Components:</u>	Net Migration (1990-2000):	98
	Natural Change (90-00):	12
	(2000-date)	9



	1980	1990	2000
Under Age 18	140	124	122
Over Age 65	43	50	48
Median Age	30	37	43
High School Grads.	n/a	239	319
College Grads.	n/a	77	97
Enrolled in public schools:	72	103	80
2007 Enrollment:	62		

HOUSING PROFILE

	1970	1980	1990	2000
Total Housing Units	187	278	308	367
Year-round Occupied Units	70	161	152	214
% Owner-occupied	n/a	76.4	92.8	88.8
Persons per household	2.93	3.03	2.74	2.46
Seasonal Units				
number	n/a	81	126	145
percent		29.1%	40.9%	39.5%
Mobile Homes				
number	n/a	17	27	30
percent		6.2%	8.8%	8.3%
Median Home Value	n/a	\$24,300	\$59,500	\$68,500
Local Property tax on Median Home		\$330	\$837	\$1,265
Decennial Inflation-adjusted change:			95%	19%

Net change in Housing Units,
2000- 2008

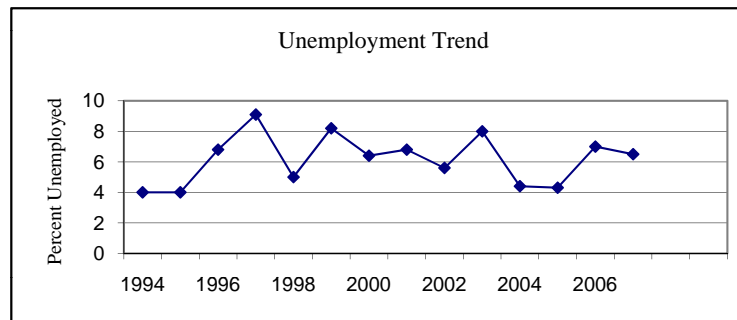
27 Single Family
0 Multi-family
9 Mobile Home
3 Seasonal

VIENNA

LOCAL ECONOMY

<i>Income Characteristics:</i>	1979	1989	1999
Median Household Income:	\$12,024	\$27,604	\$36,985
Per Capita Income:	\$4,958	\$12,189	\$15,987
Decennial Inflation-adjusted change:		87%	-1%
% of population below poverty:	n/a	8.7	9.3
% households paying more than 30% of Income for Housing Costs:		12.5	21.4

<i>Labor Force:</i>	1980	1990	2000
Adult population (16 and over)	317	314	417
Percentage in labor force:	59.3	66.6	63.1
Female adult population (16 and over)	n/a	158	203
Percentage of female adults in L.F.	n/a	58.2	55.2
Commuting Balance (work-in-town vs. resident workers):		-150	-180
Average travel time to work (minutes):		30.4	35.9
Average Annual Unemployment Rate (MDOL):		3.2%	6.4%
2007 Unemployment Rate:		6.5	



<i>Occupational Profile:</i>	1990 #	Percent	2000 #	Percent
Executive & Managerial	30	14.3%	77	30.2%
Professional	38	18.2% *		
Sales	24	11.5%	37	14.5%
Administration & Support	19	9.1% *		
Service	4	1.9%	25	9.8%
Farm & Forestry	16	7.7%	6	2.4%
Skilled Labor	36	17.2%	110	43.1%

* occupational categories recombined in 2000 census

VIENNA

MUNICIPAL GOVERNMENT

Type of Government: Town Meeting, Three selectmen
 Chief Executive Officer: Dodi Thompson, First Selectman
 Town Office Hours: no fixed hours
 Phone: 293-2087 Fax: 293-2087
 Website: www.viennamaine.org email:

Municipal Facilities:

Police	County
Fire	volunteer
Water	private
Sewer	private
Other	

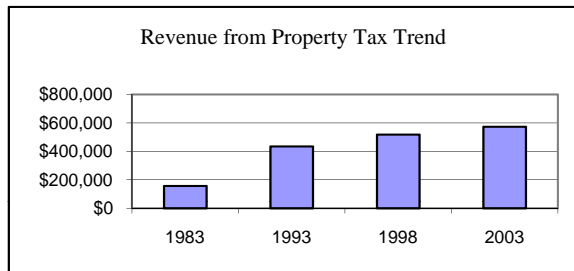
Local Development Regulations:

2008 Comprehensive Plan (pending)
 Site Review, Subdivision Ordinance

Property Tax:

"State" Valuation: \$9.0 million in 1985
 \$28.6 million in 1995
 \$29.6 million in 2000
 \$38.6 million in 2005

	1983	1993	1998	2003
Full Value Mill Rate: Assessment	17.49	15.22	18.3	15.48
(\$ raised from property tax)	\$157,446	\$435,542	\$518,105	\$573,536



Information Sources for this profile:

U.S. Census
 Maine Department of Health and Human Services (vital statistics)
 Maine Department of Labor (unemployment statistics)
 Municipal Valuation Returns
 KVCOG
 Maine Municipal Association (local government and taxation data)