

WEST GARDINER

POPULATION PROFILE

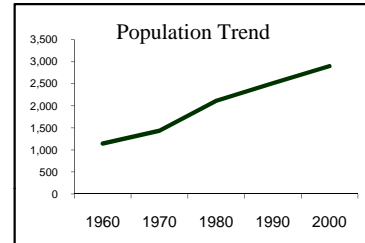
2008 Estimate: 3,340

Rank in County: 14 of 29

	1960	1970	1980	1990	2000
Population History	1,144	1,435	2,113	2,513	2,902
Decennial Growth Rate		25.4%	47.2%	18.9%	15.5%

2030 Population:	Best Estimate:	4,500	
	Mathematical Projections:	4,304	4,787

<u>Components:</u>	Net Migration (1990-2000):	257
	Natural Change (90-00):	114
	(2000-date)	93



	1980	1990	2000
Under Age 18	720	733	725
Over Age 65	182	192	272
Median Age	29	33	37
High School Grads.	n/a	1,304	1,814
College Grads.	n/a	190	417
Enrolled in public schools:	568	575	471
2007 Enrollment:	512		

HOUSING PROFILE

	1970	1980	1990	2000
Total Housing Units	580	837	1,051	1,308
Year-round Occupied Units	397	680	888	1,115
% Owner-occupied	n/a	89.9	88.1	87.2
Persons per household	3.6	3.11	2.85	2.6
Seasonal Units				
number	n/a	124	135	157
percent		14.8%	12.8%	12.0%
Mobile Homes				
number	n/a	122	172	160
percent		14.6%	16.4%	12.2%
Median Home Value	n/a	\$38,200	\$81,500	\$89,200
Local Property tax on Median Home		\$471	\$675	\$1,213
Decennial Inflation-adjusted change:			-16%	48%

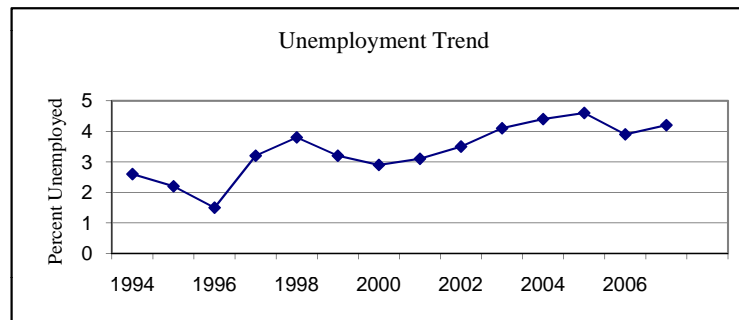
Net change in Housing Units, 2000- 2008	191 Single Family
	18 Multi-family
	20 Mobile Home
	4 Seasonal

WEST GARDINER

LOCAL ECONOMY

<i>Income Characteristics:</i>	1979	1989	1999
Median Household Income:	\$15,370	\$34,219	\$45,434
Per Capita Income:	\$5,443	\$12,784	\$19,832
Decennial Inflation-adjusted change:		76%	23%
% of population below poverty:	n/a	4.1	5.3
% households paying more than 30% of Income for Housing Costs:		15.2	17.5

<i>Labor Force:</i>	1980	1990	2000
Adult population (16 and over)	1,487	1,899	2,229
Percentage in labor force:	63.1	73.1	71
Female adult population (16 and over)	n/a	969	1135
Percentage of female adults in L.F.	n/a	65.5	67.6
Commuting Balance (work-in-town vs. resident workers):		-1146	-1074
Average travel time to work (minutes):		22.9	24.2
Average Annual Unemployment Rate (MDOL):		1.6%	2.9%
2007 Unemployment Rate:		4.2	



<i>Occupational Profile:</i>	1990 #	Percent	2000 #	Percent
Executive & Managerial	118	8.5%	510	33.4%
Professional	128	9.2% *		
Sales	129	9.3%	407	26.7%
Administration & Support	292	21.0% *		
Service	160	11.5%	157	10.3%
Farm & Forestry	34	2.4%	13	0.9%
Skilled Labor	221	15.9%	440	28.8%

* occupational categories recombined in 2000 census

WEST GARDINER

MUNICIPAL GOVERNMENT

Type of Government: Town Meeting, Three Selectmen
 Chief Executive Officer: Victor Goodwin, First Selectman
 Town Office Hours: 8-1 M-F, 5-8 Th
 Phone: 724-3945 Fax: 724-6000
 Website: none

Municipal Facilities:

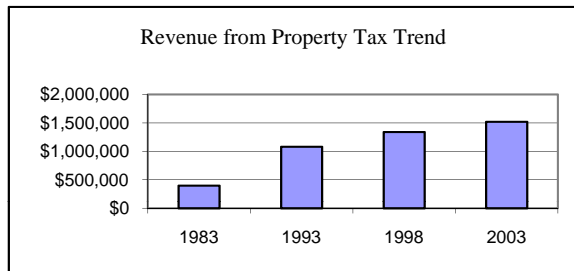
Police no
 Fire volunteer
 Water private
 Sewer private
 Other

Local Development Regulations:
 1990 Comprehensive Plan
 no local ordinances

Property Tax:

"State" Valuation: \$35.2 million in 1985
 \$90.8 million in 1995
 \$100.4 million in 2000
 \$145.1 million in 2005

	<i>1983</i>	<i>1993</i>	<i>1998</i>	<i>2003</i>
Full Value Mill Rate:	11.32	11.92	14.3	10.93
Assessment (\$ raised from property tax)	\$398,815	\$1,082,204	\$1,342,060	\$1,521,644



Information Sources for this profile:

- U.S. Census
- Maine Department of Health and Human Services (vital statistics)
- Maine Department of Labor (unemployment statistics)
- Municipal Valuation Returns
- KVCOG
- Maine Municipal Association (local government and taxation data)