

WINDSOR

POPULATION PROFILE

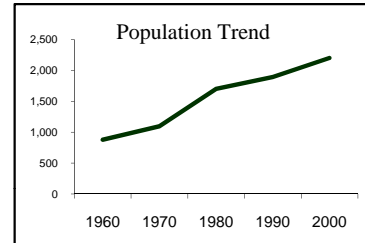
2008 Estimate: 2,418

Rank in County: 21 of 29

	1960	1970	1980	1990	2000
Population History	878	1,097	1,702	1,895	2,204
Decennial Growth Rate		24.9%	55.2%	11.3%	16.3%

2030 Population:	Best Estimate:	3,000	
	Mathematical Projections:	2,980	3,186

<u>Components:</u>	Net Migration (1990-2000):	215
	Natural Change (90-00):	94
	(2000-date)	50



	1980	1990	2000
Under Age 18	577	538	585
Over Age 65	129	176	236
Median Age	29	33	37
High School Grads.	n/a	970	1,282
College Grads.	n/a	134	249
Enrolled in public schools:	408	385	405
2007 Enrollment:	440		

HOUSING PROFILE

	1970	1980	1990	2000
Total Housing Units	338	611	758	952
Year-round Occupied Units	307	553	681	846
% Owner-occupied	n/a	85.9	90.7	85.6
Persons per household	3.57	3.08	2.78	2.61
Seasonal Units				
number	n/a	39	54	69
percent		6.4%	7.1%	7.2%
Mobile Homes				
number	n/a	139	204	267
percent		22.8%	26.9%	28.0%
Median Home Value	n/a	\$36,600	\$79,600	\$92,700
Local Property tax on Median Home		\$366	\$713	\$1,118
Decennial Inflation-adjusted change:			36%	25%

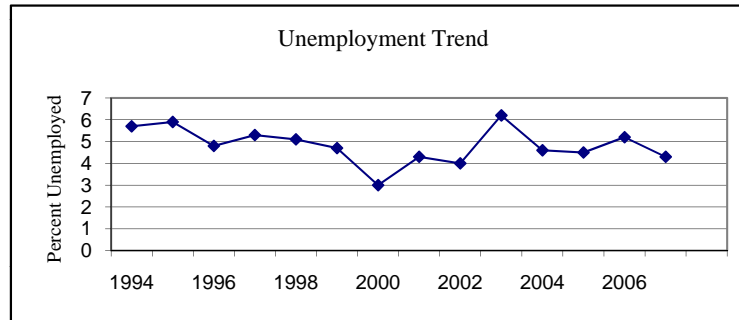
Net change in Housing Units, 2000- 2008	76 Single Family
	1 Multi-family
	49 Mobile Home
	0 Seasonal

WINDSOR

LOCAL ECONOMY

<i>Income Characteristics:</i>	1979	1989	1999
Median Household Income:	\$14,902	\$29,327	\$40,039
Per Capita Income:	\$5,364	\$12,306	\$16,746
Decennial Inflation-adjusted change:		70%	4%
% of population below poverty:	n/a	8.9	9.5
% households paying more than 30% of Income for Housing Costs:		19.6	21.8

<i>Labor Force:</i>	1980	1990	2000
Adult population (16 and over)	1,203	1,418	1,688
Percentage in labor force:	62.5	70.5	68.8
Female adult population (16 and over)	n/a	739	884
Percentage of female adults in L.F.	n/a	67	65.2
Commuting Balance (work-in-town vs. resident workers):		-608	-47
Average travel time to work (minutes):		23.8	25.4
Average Annual Unemployment Rate (MDOL):		3.2%	3.0%
2007 Unemployment Rate:			4.3



<i>Occupational Profile:</i>	1990 #	Percent	2000 #	Percent
Executive & Managerial	97	9.7%	316	28.4%
Professional	126	12.6% *		
Sales	68	6.8%	318	28.6%
Administration & Support	205	20.5% *		
Service	104	10.4%	174	15.6%
Farm & Forestry	21	2.1%	4	0.4%
Skilled Labor	135	13.5%	300	27.0%

* occupational categories recombined in 2000 census

WINDSOR

MUNICIPAL GOVERNMENT

Type of Government: Town Meeting, Three Selectmen
 Chief Executive Officer: Teresa Haskell, Town Manager
 Town Office Hours: 9-5 M, 11-8 T, 7-4 Th, 9-3 F
 Phone: 445-2998 Fax: 445-3762
 Website: www.kvcog.org/towns/windsor.htm email: thaskell@windsormaine.com

Municipal Facilities:

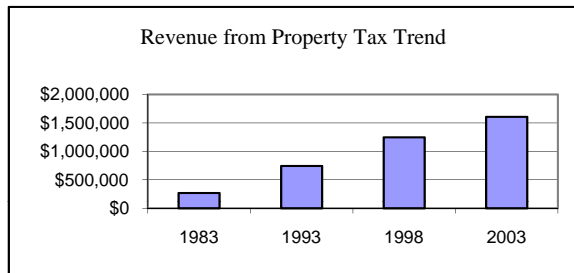
Police no
 Fire volunteer
 Water private
 Sewer private
 Other

Local Development Regulations:
 2005 Comprehensive Plan
 Subdivision Ordinance

Property Tax:

"State" Valuation: \$31.6 million in 1985
 \$71.7 million in 1995
 \$82.3 million in 2000
 \$114.7 million in 2005

	<i>1983</i>	<i>1993</i>	<i>1998</i>	<i>2003</i>
Full Value Mill Rate:	8.5	10.39	15.99	14.64
Assessment (\$ raised from property tax)	\$268,744	\$745,056	\$1,249,531	\$1,608,029



Information Sources for this profile:

- U.S. Census
- Maine Department of Health and Human Services (vital statistics)
- Maine Department of Labor (unemployment statistics)
- Municipal Valuation Returns
- KVCOG
- Maine Municipal Association (local government and taxation data)