

CANAAN

POPULATION PROFILE

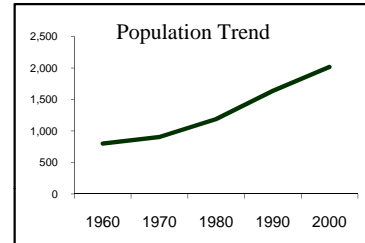
2008 Estimate: 2,280

Rank in County: 7 of 27

	1960	1970	1980	1990	2000
Population History	800	904	1,189	1,636	2,017
Decennial Growth Rate		13.0%	31.5%	37.6%	23.3%

2030 Population:	Best Estimate:	3,400
	Mathematical Projections:	3,138 3,804

<u>Components:</u>	Net Migration (1990-2000):	247
	Natural Change (90-00):	134
	(2000-date)	84



	1980	1990	2000
Under Age 18	386	506	539
Over Age 65	118	142	171
Median Age	29	31	36
High School Grads.	420	729	1,059
College Grads.	66	155	175
Enrolled in public schools:	262	365	406
2007 Enrollment:	395		

HOUSING PROFILE

	1970	1980	1990	2000
Total Housing Units	346	560	792	979
Year-round Occupied Units	252	393	569	777
% Owner-occupied	n/a	86	83	81.5
Persons per household	3.53	2.97	2.88	2.6
Seasonal Units				
number	n/a	124	167	135
percent		22.1%	21.1%	13.8%
Mobile Homes				
number	n/a	88	180	297
percent		15.8%	22.7%	30.3%
Median Home Value	n/a	\$29,600	\$63,000	\$74,700
Local Property tax on Median Home		\$454	\$770	\$1,097
Decennial Inflation-adjusted change:			11%	10%

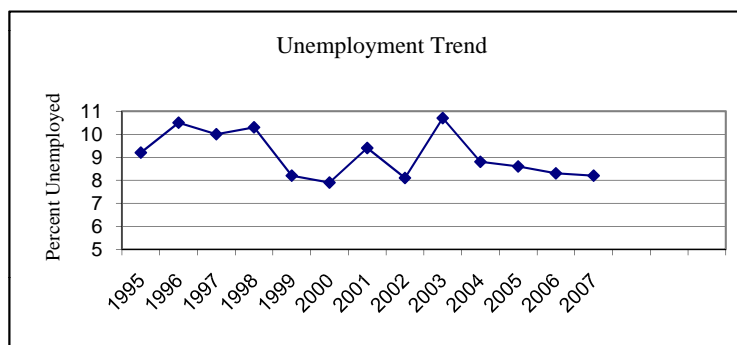
Net change in Housing Units, 2000- 2008	95 Single Family
	-2 Multi-family
	57 Mobile Home
	2 Seasonal

CANAAN

LOCAL ECONOMY

<i>Income Characteristics:</i>	1979	1989	1999
Median Household Income:	\$10,705	\$26,354	\$29,397
Per Capita Income:	\$4,169	\$10,260	\$13,870
Decennial Inflation-adjusted change:		87%	3%
% of population below poverty:	23.8	13.2	17.9
% households paying more than 30% of Income for Housing Costs:		20.7	29.1

<i>Labor Force:</i>	1980	1990	2000
Adult population (16 and over)	848	1,194	1,536
Percentage in labor force:	55.8	65.7	64.6
Female adult population (16 and over)	n/a	602	781
Percentage of female adults in L.F.	42.1	57.6	58.8
Commuting Balance (work-in-town vs. resident workers):		-459	-656
Average travel time to work (minutes):		22	31.1
Average Annual Unemployment Rate (MDOL):		8.2%	7.9%
2007 Unemployment Rate:	8.2		



<i>Occupational Profile:</i>	1990 #	Percent	2000 #	Percent
Executive & Managerial	52	6.6%	222	24.4%
Professional	110	14.0% *		
Sales	40	5.1%	185	20.3%
Administration & Support	80	10.2% *		
Service	78	9.9%	163	17.9%
Farm & Forestry	27	3.4%	36	4.0%
Skilled Labor	97	12.4%	304	33.4%

* occupational categories recombined in 2000 census

CANAAN

MUNICIPAL GOVERNMENT

Type of Government: Three Selectmen, Town Meeting
Chief Executive Officer: Louise Townsend, Chair
Town Office Hours: 8-4 M T Th F, 8-1, 5-8 W
Phone: 474-8976 Fax: 474-8976
Website: www.canaanmaine.us email: townofcanaan@midmaine.com

Municipal Facilities:

Police no
Fire Volunteer
Water private
Sewer private
Other

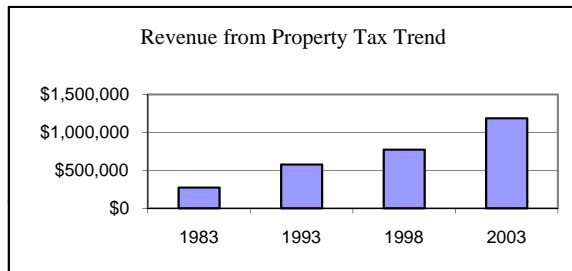
Local Development Regulations:

2003 Comprehensive Plan
Subdivision, Site Review Ordinances

Property Tax:

"State" Valuation: \$19.4 million in 1985
\$51.5 million in 1995
\$57.6 million in 2000
\$75.8 million in 2005

	1983	1993	1998	2003
Full Value Mill Rate:	14.12	11.22	14.34	16.44
Assessment (\$ raised from property tax)	\$274,045	\$577,570	\$774,447	\$1,187,594



Information Sources for this profile:

U.S. Census
Maine Department of Health and Human Services (vital statistics)
Maine Department of Labor (unemployment statistics)
Municipal Valuation Returns
KVCOG
Maine Municipal Association (local government and taxation data)