

CARATUNK

POPULATION PROFILE

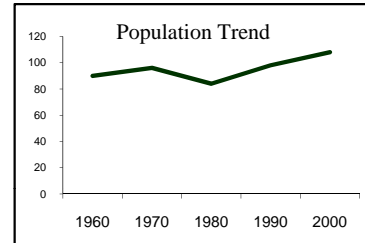
2008 Estimate: 109

Rank in County: 27 of 27

	1960	1970	1980	1990	2000
Population History	90	96	84	98	108
Decennial Growth Rate		6.7%	-12.5%	16.7%	10.2%

2030 Population:	Best Estimate:	100
	Mathematical Projections:	128 133

<u>Components:</u>	Net Migration (1990-2000):	4
	Natural Change (90-00):	6
	(2000-date)	-1



	1980	1990	2000
Under Age 18	18	34	26
Over Age 65	15	21	17
Median Age	39	33	40
High School Grads.	0	57	69
College Grads.	52	19	13
Enrolled in public schools:	12	21	22
2007 Enrollment:	6		

HOUSING PROFILE

	1970	1980	1990	2000
Total Housing Units	137	164	153	202
Year-round Occupied Units	32	33	36	42
% Owner-occupied	n/a	81.8	89	83.3
Persons per household	3	2.55	2.72	2.57
Seasonal Units				
number	n/a	116	115	157
percent		70.7%	75.2%	77.7%
Mobile Homes				
number	n/a	0	3	3
percent		0.0%	2.0%	1.6%
Median Home Value	n/a	\$21,900	\$46,300	\$78,800
Local Property tax on Median Home		\$318	\$446	\$1,176
Decennial Inflation-adjusted change:			-19%	132%

Net change in Housing Units,
2000- 2008

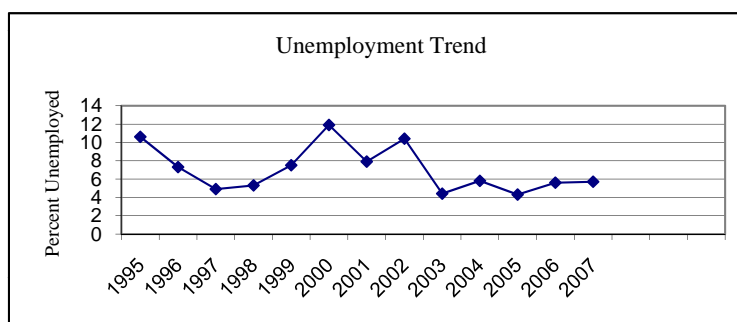
2 Single Family
0 Multi-family
0 Mobile Home
1 Seasonal

CARATUNK

LOCAL ECONOMY

<i>Income Characteristics:</i>	1979	1989	1999
Median Household Income:	\$9,000	\$19,167	\$36,591
Per Capita Income:	\$4,842	\$10,448	\$17,321
Decennial Inflation-adjusted change:		57%	34%
% of population below poverty:	21.9	21.2	4.8
% households paying more than 30% of Income for Housing Costs:		6.1	4.9

<i>Labor Force:</i>	1980	1990	2000
Adult population (16 and over)	86	65	102
Percentage in labor force:	51.1	58.5	73.5
Female adult population (16 and over)	n/a	36	49
Percentage of female adults in L.F.	25	47.2	65.3
Commuting Balance (work-in-town vs. resident workers):		6	-12
Average travel time to work (minutes):		32.8	23.8
Average Annual Unemployment Rate (MDOL):		6.0%	11.9%
2007 Unemployment Rate:	5.7		



<i>Occupational Profile:</i>	1990 #	Percent	2000 #	Percent
Executive & Managerial	0	0.0%	21	31.8%
Professional	14	36.8% *		
Sales	0	0.0%	13	19.7%
Administration & Support	1	2.6% *		
Service	4	10.5%	13	19.7%
Farm & Forestry	0	0.0%	7	10.6%
Skilled Labor	9	23.7%	12	18.2%

* occupational categories recombined in 2000 census

CARATUNK

MUNICIPAL GOVERNMENT

Type of Government: Three Selectmen, Town Meeting
 Chief Executive Officer: Liz Caruso, First Selectman
 Town Office Hours: No fixed hours
 Phone: 672-4059 Fax: none
 Website: www.kvcog.org/towns/caratunk.htm Email: ecarus@gwi.net

Municipal Facilities:

Police no
 Fire Volunteer
 Water private
 Sewer private
 Other

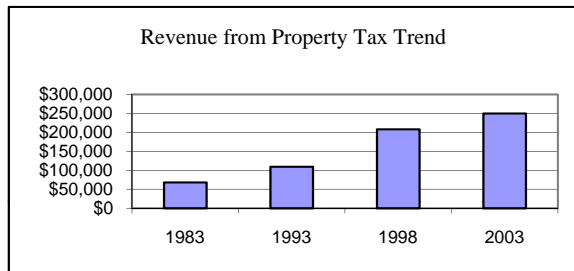
Local Development Regulations:

1996 Comprehensive Plan
 Subdivision, Zoning Ordinances

Property Tax:

"State" Valuation: \$5.2 million in 1985
 \$12.4 million in 1995
 \$16.2 million in 2000
 \$19.8 million in 2005

	1983	1993	1998	2003
Full Value Mill Rate:	13.1	8.85	13.11	12.79
Assessment (\$ raised from property tax)	\$68,121	\$109,333	\$208,492	\$250,070



Information Sources for this profile:

U.S. Census
 Maine Department of Health and Human Services (vital statistics)
 Maine Department of Labor (unemployment statistics)
 Municipal Valuation Returns
 KVCOG
 Maine Municipal Association (local government and taxation data)