

HARMONY

POPULATION PROFILE

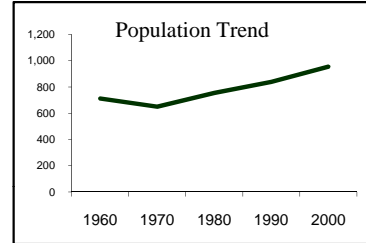
2008 Estimate: 951

Rank in County: 16 of 27

	1960	1970	1980	1990	2000
Population History	712	650	755	838	954
Decennial Growth Rate		-8.7%	16.2%	11.0%	13.8%

2020 Population:	Best Estimate:	1,100
	Mathematical Projections:	1,106 1,141

<u>Components:</u>	Net Migration (1990-2000):	90
	Natural Change (90-00):	26
	(2000-date)	18



	1980	1990	2000
Under Age 18	227	212	196
Over Age 65	77	124	175
Median Age	32	37	44
High School Grads.	260	365	533
College Grads.	38	31	33
Enrolled in public schools:	175	161	130
2007 Enrollment:	130		

HOUSING PROFILE

	1970	1980	1990	2000
Total Housing Units	230	355	441	522
Year-round Occupied Units	198	256	328	388
% Owner-occupied	n/a	88.3	88	88.4
Persons per household	3.25	2.88	2.55	2.45
Seasonal Units				
number	n/a	80	79	104
percent		22.5%	17.9%	19.9%
Mobile Homes				
number	n/a	26	85	94
percent		7.4%	19.3%	18.0%
Median Home Value	n/a	\$23,100	\$43,100	\$61,000
Local Property tax on Median Home		\$261	\$512	\$942
Decennial Inflation-adjusted change:			37%	52%

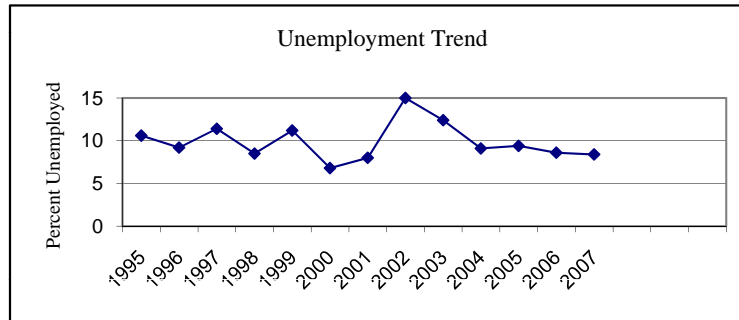
Net change in Housing Units, 2000- 2008	14 Single Family
	0 Multi-family
	0 Mobile Home
	5 Seasonal

HARMONY

LOCAL ECONOMY

<i>Income Characteristics:</i>	1979	1989	1999
Median Household Income:	\$8,611	\$17,361	\$23,843
Per Capita Income:	\$3,884	\$12,170	\$12,360
Decennial Inflation-adjusted change:		154%	-30%
% of population below poverty:	28.7	21	20.3
% households paying more than 30% of Income for Housing Costs:		18.4	17.1

<i>Labor Force:</i>	1980	1990	2000
Adult population (16 and over)	566	654	784
Percentage in labor force:	54.8	58.3	55.6
Female adult population (16 and over)	n/a	332	406
Percentage of female adults in L.F.	46.5	49.7	53.9
Commuting Balance (work-in-town vs. resident workers):		-92	272
Average travel time to work (minutes):		23.2	31
Average Annual Unemployment Rate (MDOL):		8.7%	6.8%
2007 Unemployment Rate:	8.4		



<i>Occupational Profile:</i>	1990 #	Percent	2000 #	Percent
Executive & Managerial	5	1.3%	80	20.4%
Professional	29	7.6% *		
Sales	14	3.7%	58	14.8%
Administration & Support	30	7.9% *		
Service	22	5.8%	55	14.0%
Farm & Forestry	8	2.1%	20	5.1%
Skilled Labor	78	20.5%	179	45.7%

* occupational categories recombined in 2000 census

HARMONY

MUNICIPAL GOVERNMENT

Type of Government: Three selectmen, Town Meeting
 Chief Executive Officer: Donna Olson, First Selectman
 Town Office Hours: 2-6 M,F 9-12 W, S
 Phone: 683-5681 Fax: 683-5656
 Website: www.kvcog.org/cities/harmony.htm

Municipal Facilities:

Police no
 Fire Volunteer
 Water private
 Sewer private
 Other

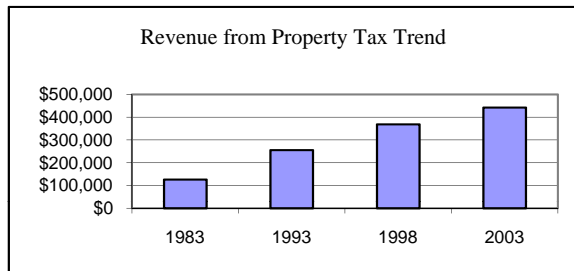
Local Development Regulations:

1992 Comprehensive Plan
 no local ordinances

Property Tax:

"State" Valuation: \$11.9 million in 1985
 \$26.0 million in 1995
 \$27.0 million in 2000
 \$38.3 million in 2005

	1983	1993	1998	2003
Full Value Mill Rate:	10.63	9.85	14.72	12.37
Assessment (\$ raised from property tax)	\$126,508	\$255,780	\$369,170	\$443,039



Information Sources for this profile:

- U.S. Census
- Maine Department of Health and Human Services (vital statistics)
- Maine Department of Labor (unemployment statistics)
- Municipal Valuation Returns
- KVCOG
- Maine Municipal Association (local government and taxation data)