

JACKMAN

POPULATION PROFILE

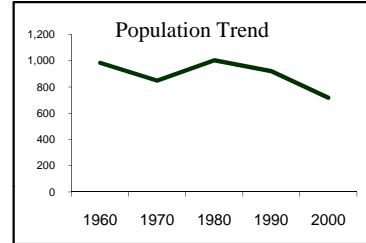
2008 Estimate: 771

Rank in County: 20 of 27

	1960	1970	1980	1990	2000
Population History	984	848	1,003	920	718
Decennial Growth Rate		-13.8%	18.3%	-8.3%	-22.0%

2030 Population:	Best Estimate:	650
	Mathematical Projections:	588 627

<u>Components:</u>	Net Migration (1990-2000):	-256
	Natural Change (90-00):	54
	(2000-date)	-6



	1980	1990	2000
Under Age 18	280	233	185
Over Age 65	145	143	105
Median Age	31	35	40
High School Grads.	301	372	374
College Grads.	43	70	72
Enrolled in public schools:	194	158	134
2007 Enrollment:	132		

HOUSING PROFILE

	1970	1980	1990	2000
Total Housing Units	365	493	526	585
Year-round Occupied Units	265	373	371	310
% Owner-occupied	n/a	70	71	71.6
Persons per household	3.12	2.56	2.48	2.25
Seasonal Units				
number	n/a	84	122	193
percent		17.0%	23.2%	33.0%
Mobile Homes				
number	n/a	70	73	88
percent		14.2%	13.9%	15.1%
Median Home Value	n/a	\$25,900	\$49,300	\$67,900
Local Property tax on Median Home		\$490	\$628	\$1,069
Decennial Inflation-adjusted change:			-31%	38%

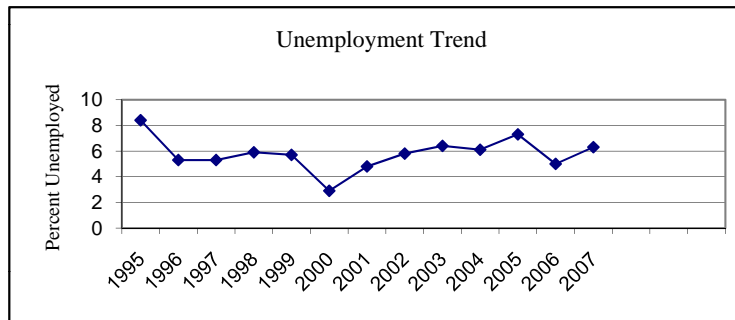
Net change in Housing Units, 2000- 2008	42 Single Family
	2 Multi-family
	0 Mobile Home
	30 Seasonal

JACKMAN

LOCAL ECONOMY

<i>Income Characteristics:</i>	1979	1989	1999
Median Household Income:	\$11,159	\$21,719	\$29,615
Per Capita Income:	\$5,150	\$10,970	\$15,763
Decennial Inflation-adjusted change:		54%	12%
% of population below poverty:	13.4	21.1	9.5
% households paying more than 30% of Income for Housing Costs:		15.9	21.6

<i>Labor Force:</i>	1980	1990	2000
Adult population (16 and over)	745	724	549
Percentage in labor force:	52.9	58.6	64.5
Female adult population (16 and over)	n/a	373	284
Percentage of female adults in L.F.	37.6	50.4	58.1
Commuting Balance (work-in-town vs. resident workers):		10	109
Average travel time to work (minutes):		15.1	11.8
Average Annual Unemployment Rate (MDOL):		6.7%	2.9%
2007 Unemployment Rate:	6.3		



<i>Occupational Profile:</i>	1990 #	Percent	2000 #	Percent
Executive & Managerial	40	9.4%	86	25.0%
Professional	38	9.0% *		
Sales	49	11.5%	87	25.3%
Administration & Support	55	13.0% *		
Service	67	15.8%	68	19.8%
Farm & Forestry	34	8.0%	9	2.6%
Skilled Labor	34	8.0%	94	27.3%

* occupational categories recombined in 2000 census

JACKMAN

MUNICIPAL GOVERNMENT

Type of Government: Five selectmen, Town Meeting
 Chief Executive Officer: Kathleen MacKenzie, Town Manager
 Town Office Hours: 8-4:30 M-F
 Phone: 668-2111 Fax: 668-4125
 Website: www.jackman.ws email: townofjackman@verizon.net

Municipal Facilities:

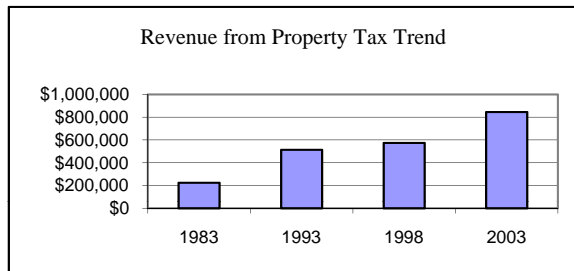
Police no
 Fire Volunteer
 Water Jackman Utilities District
 Sewer Jackman Utilities District
 Other

Local Development Regulations:
 2004 Comprehensive Plan
 Subdivision Ordinance

Property Tax:

"State" Valuation: \$14.7 million in 1985
 \$30.5 million in 1995
 \$35.7 million in 2000
 \$52.5 million in 2005

	1983	1993	1998	2003
Full Value Mill Rate: Assessment	15.21	16.84	16.91	16.72
(\$ raised from property tax)	\$223,628	\$513,806	\$574,569	\$846,917



Information Sources for this profile:

U.S. Census
 Maine Department of Health and Human Services (vital statistics)
 Maine Department of Labor (unemployment statistics)
 Municipal Valuation Returns
 KVCOG
 Maine Municipal Association (local government and taxation data)