

THORNDIKE

POPULATION PROFILE

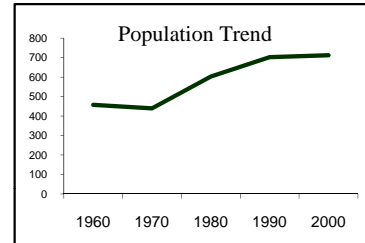
2007 Estimate: 732

Rank in County: 18 of 26

	1960	1970	1980	1990	2000
Population History	457	439	603	702	712
Decennial Growth Rate		-3.9%	37.4%	16.4%	1.4%

2030 Population:	Best Estimate:	850
	Mathematical Projections:	833 852

<u>Components:</u>	Net Migration (1990-2000):	-30
	Natural Change (90-00):	40
	(2000-date)	41



	1980	1990	2000
Under Age 18	193	197	176
Over Age 65	53	80	80
Median Age	27	33	37
High School Grads.	210	331	390
College Grads.	44	60	88
Enrolled in public schools:	140	162	130
2007 Enrollment:	107		

HOUSING PROFILE

	1970	1980	1990	2000
Total Housing Units	152	243	276	337
Year-round Occupied Units	132	202	257	279
% Owner-occupied	n/a	79.7	81	78.5
Persons per household	3.33	2.99	2.8	2.54
Seasonal Units				
number	n/a	13	8	29
percent		5.3%	2.9%	8.6%
Mobile Homes				
number	n/a	35	46	78
percent		14.3%	16.7%	23.2%
Median Home Value	n/a	\$27,500	\$61,400	\$74,200
Local Property tax on Median Home		\$318	\$581	\$910
Decennial Inflation-adjusted change:			24%	24%

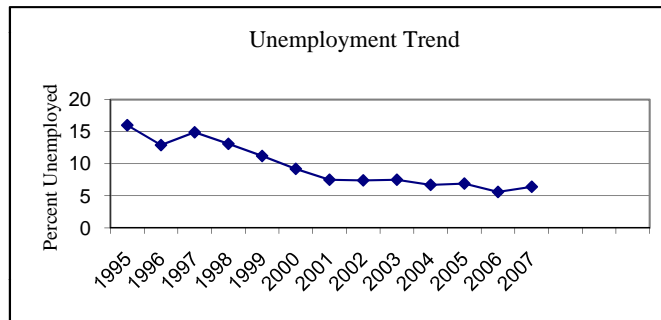
Net change in Housing Units, 2000- 2008	20 Single Family
	0 Multi-family
	0 Mobile Home
	1 Seasonal

THORNDIKE

LOCAL ECONOMY

<i>Income Characteristics:</i>	1979	1989	1999
Median Household Income:	\$9,954	\$19,773	\$26,786
Per Capita Income:	\$4,107	\$8,950	\$13,090
Decennial Inflation-adjusted change:		59%	14%
% of population below poverty:	23.3	16.6	17.4
% households paying more than 30% of Income for Housing Costs:		36.4	27.2

<i>Labor Force:</i>	1980	1990	2000
Adult population (16 and over)	438	528	563
Percentage in labor force:	55.5	59.3	60
Female adult population (16 and over)	n/a	273	288
Percentage of female adults in L.F.	40.4	48	48.3
Commuting Balance (work-in-town vs. resident workers):		-16	-51
Average travel time to work (minutes):		26.6	26.9
Average Annual Unemployment Rate (MDOL):		11.4%	9.2%
2007 Unemployment Rate:	6.4		



<i>Occupational Profile:</i>	1990 #	Percent	2000 #	Percent
Executive & Managerial	12	3.8%	99	30.6%
Professional	28	8.9% *		
Sales	20	6.4%	62	19.1%
Administration & Support	22	7.0% *		
Service	43	13.7%	42	13.0%
Farm & Forestry	33	10.5%	24	7.4%
Skilled Labor	52	16.6%	97	29.9%

* occupational categories recombined in 2000 census

THORNDIKE

MUNICIPAL GOVERNMENT

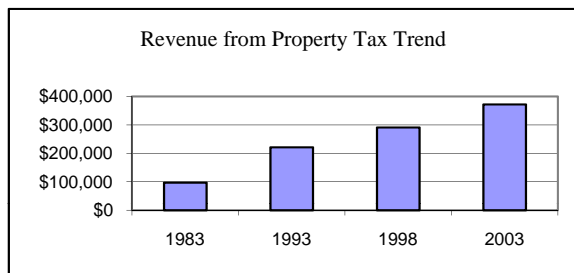
Type of Government: Three Selectmen, Town Meeting
 Chief Executive Officer: Linda Dixon, First Selectperson
 Town Office Hours: 8-1 M, T, Th, 1-6 W
 Phone: 568-3653 Fax: 568-3653
 Website: www.thorndikeme.com email: thorndike@uninets.net

Municipal Facilities:
 Police no
 Fire Volunteer
 Water private
 Sewer private
 Other

Local Development Regulations:
 1991 Comprehensive Plan
 Land Use Ordinance

Property Tax:
 "State" Valuation: \$11.3 million in 1985
 \$19.8 million in 1995
 \$26.5 million in 2000
 \$32.3 million in 2005

	1983	1993	1998	2003
Full Value Mill Rate:	8.59	11.18	11.62	12.1
Assessment (\$ raised from property tax)	\$97,120	\$221,397	\$291,167	\$372,276



Information Sources for this profile:
 U.S. Census
 Maine Department of Health and Human Services (vital statistics)
 Maine Department of Labor (unemployment statistics)
 Municipal Valuation Returns
 KVCOG
 Maine Municipal Association (local government and taxation data)